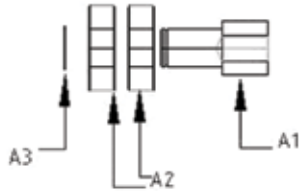


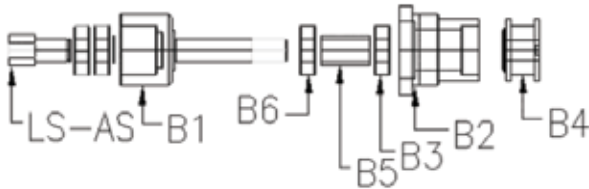
# SCHEMATIC AND PARTS LIST

## LS-AS Lower Shaft



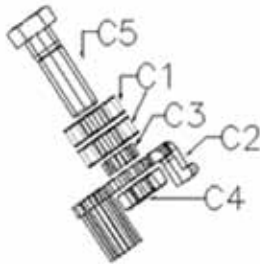
ref#	order	description
A1	<b>US104-146</b>	lower shaft
A2	<b>HW-BRG</b>	bearings
A3	<b>HW-ESR</b>	snap ring

## SP-AS-C Spindle Assembly



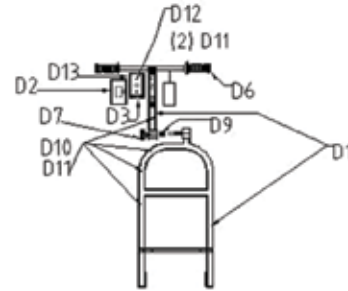
ref#	order	description
LS-AS		lower shaft
B1	<b>US103-146C</b>	main shaft
B2	<b>US101-146C</b>	spindle housing
B3	<b>HW-BRG</b>	bearing
B4	<b>US106-146-7</b>	spindle pulley
B5	<b>US105-146-7</b>	upper shaft bearing spacer
B6	<b>Bearing-7</b>	bearing

## BT-AS Belt Tension Assembly



ref#	order	description
C1	<b>HW-BRG</b>	bearing
C2	<b>SK-020605-01</b>	belt tensioner
C3	<b>US-148</b>	belt tension sub
C4	<b>HW-HCS5/8</b>	
C5	<b>HW-HN11</b>	

## HA-AS-C Handle Assembly

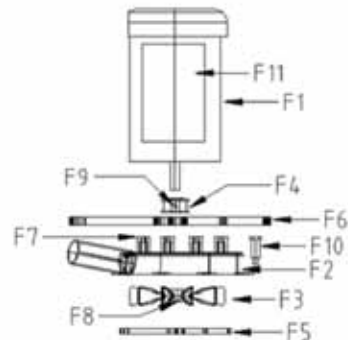


ref#	order	description
D1	<b>HAAS1C</b>	handle unit sub
D2	<b>US119-146-7SWITCH</b>	switch
	<b>US119-146-7COVER</b>	cover
D3	<b>US120-146-7</b>	switch box
D4	<b>PC-146C</b>	43" grey cord
D5	<b>PC-146-MLPC</b>	17" grey cord
D6	<b>US114-146</b>	rubber grips (2)
D7	<b>US142-146</b>	knob for handle pivot
D8	<b>US134-146</b>	cord restraint (2)
D9	<b>HW-SP1</b>	1" spring
D10	<b>HW-1/2 RL Clamp</b>	motor clamp (4)
D11	<b>HW-CS1/4</b>	cap screws (8)
D12	<b>HW-WN</b>	wire nuts
D13	<b>HW-SPADE</b>	spade for elec box
D14	<b>PC-146-FLP</b>	25' yellow cord
	<b>BB PC L515R</b>	female end 110v
	<b>CC PC-L515P</b>	male end 110v

## VB-AS Vacuum Bag Assembly

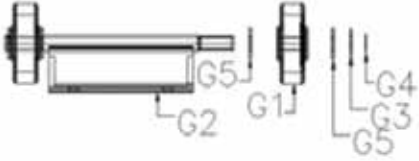
ref#	order	description
E1	<b>VB-146</b>	vacuum bag
E2	<b>VH-146</b>	vacuum hose
E3	<b>HW-CT</b>	cable tie

## MT-AS Motor Assembly



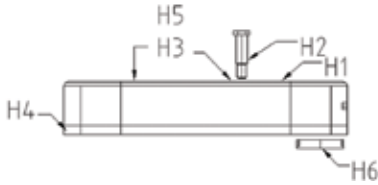
ref#	order	description
F1	<b>Motor 1.5HP-C</b>	1.5 HP motor
F2	<b>US103-146</b>	fan housing
F3	<b>MT-AS1</b>	impeller/hub
F4	<b>US116-146</b>	motor pulley
F5	<b>US-152</b>	gasket
F6	<b>PCB-146</b>	belt
F7	<b>HW-CS3/8</b>	cap screw - blower/motor (4)
F8	<b>HW-CS5/16</b>	cap screw - impeller
F9	<b>HW-SS</b>	pulley set screw
F10	<b>HW-3/8 Spring Bolt</b>	spring bolt-blower
F11	<b>HW-WN</b>	wire nuts (3)

## WH-ASP Wheel Assembly



ref#	order	description
G1	<b>WH-146P</b>	3.5" wheel (2)
G2	<b>HWH-AS1</b>	wheel bracket/axle
G3	<b>HW-WS</b>	wave spring (2)
G4	<b>HW-ESR</b>	external snap ring (2)
G5	<b>HW-W1</b>	flat washer (4)

## DP-AS-C Deck Plate



ref#	order	description
H1	<b>CH101-146-C</b>	base plate
H2	<b>US-150</b>	belt tension bolt
H3	<b>HW-HCS</b>	hex cap screw (2)
H4	<b>US115-146B</b>	dust skirt attached
H5	<b>HW-LW</b>	lock washer (2)
H6	<b>US102-146-C</b>	spindle housing nut (4)

## US-PRO Sander

ref#	order	description
I1	<b>US-143</b>	nuisance tag
I2	<b>US-145C</b>	UL listed tag
I3	<b>LABL-FLAG</b>	American flag
I4	<b>HW-RVT</b>	rivets (6)
I5	<b>US148</b>	orange safety bag
I6	<b>CH02-146-C</b>	belt cover (1 set, 2 pieces)
I7	<b>HW-CS1/4</b>	motor clamps cap screws (6)
I8	<b>HW-FW/16</b>	flat washer (6)
I9	<b>HW-CLN</b>	lock nut-motor
I10	<b>US134-146</b>	cord restraint
I11	<b>HW-SP3/8</b>	flat washer (4)
I12	<b>HW-SP3/4</b>	spring (2)