


Look for these other great products from Learning Resources®:

- LER 2011 Science Diction™ Vocabulary Game
- LER 2890 Linkology™ (Animals) Card Game
- LER 2891 Linkology™ (Solar System) Card Game
- LER 2892 Linkology™ (Human Body) Card Game

**RISQUE D'ÉTOUFFEMENT.** Petites pièces.  
Interdit aux enfants en dessous de 3 ans.  
**ERSTICKUNGSGEFAHR.** Kleine Teile.  
Nicht geeignet für Kinder unter 3 Jahren.  
**PELIGRO DE ASFIXIA.** Piezas pequeñas.  
No se recomienda para menores de 3 años.



[www.LearningResources.com](http://www.LearningResources.com)

Visit our website to write a product review  
or to find a store near you.



© Learning Resources, Inc., Vernon Hills, IL (U.S.A.)  
Learning Resources Ltd., King's Lynn, Norfolk (U.K.)  
Please retain our address for future reference.  
Made in China. LRM2838-GUD

Fabriqu  en Chine.  
Made in China.

Informations   conserver.  
Bitte bewahren Sie unsere  
Adresse f r sp tere  
Nachfragen auf.  
Conservar estos datos.

Hecho en China.

# THINK BIG SCIENCE™

LIFE SCIENCE GAME

## Contents:

Game board (5 pieces)  
200 Game cards with storage box  
4 Pawns



**WARNING:**

CHOKING HAZARD - Small parts.  
Not for children under 3 years.



## Game Board Assembly:

- Gently expand the rectangular board to create a column.
- Fit the blue end of the column board on top of the blue ring.
- Next, place the red ring over the top of the column board and slide it down into position at the bottom of the red section.
- Place the green ring over the top of the column and slide it down into position at the bottom of the green section.
- Fit the yellow ring on top of the column board.

## Object of the Game

Be the first player to reach the top level and correctly answer a *Think Big!* question.

### Set up:

- Divide and shuffle the cards into piles according to the border colors (colours), which match the levels on the game board. Place each pile (question-side facing forward) into the card box in order:

*Think Big!* (Yellow)

Level 3 (Green)



Level 2 (Red)

Level 1 (Blue)

- Have each player choose a pawn and place it on the *Start* space on the bottom blue ring of the game board.

## How to Play the Game

- Determine who will go first.
- On your turn, choose a card that matches the color (colour) level of the ring your pawn is on. *Do not look at the back side of the card.*
- Read the card aloud and answer the question. Then, turn the card over and read aloud to check your answer.
- If you answered correctly, follow the directions on the back of the card. Keep the card in your pile.
- If you answered incorrectly, return the card to the back of the box in the appropriate level. Your turn is now over.

- Card actions include moving your pawn or moving any player's pawn (including your own). Move pawns ahead in a clockwise direction on the rings and back in a counterclockwise direction.
- If a pawn lands on  , move it up to *Start* on the ring level above.
- If a pawn lands on a black hole  , move it down to *Start* on the ring level below.
- *Big Idea!* cards do not require players to answer questions. Instead, read the idea on the card aloud and then follow the directions. Play continues with the next player.
- If you collect two question cards from the same color (colour) level, you may immediately advance your pawn up to the next level's *Start* space. **Note: Ignore the action on the back of the 2nd question card—only move up to the next level.** Return the two cards to the back of the appropriate area of the card box. Play continues with the next player unless you advance to the top level (see *Winning the Game*). For a longer game, have players collect three cards from the same level to advance.

## Winning the Game

- After reaching the top level, immediately choose a *Think Big!* (yellow) question card from the box. *Do not look at the back side of the card.*
- Read the card aloud and answer the question. Then, turn the card over and read aloud to check your answer.
- If you answered correctly, the game is over—you've won!
- If you answered incorrectly, return the card to the back of the box. You must also move back down to the *Start* space on Level 3 (green). Play continues with the next player.