


Patriotic Bookmarks

Mark your pages in style with this festive pair of bookmarks!



FABRIC

for each design

One 10" x 15" (25.4cm x 38.1cm) piece of 14ct. White Aida by Charles Craft or one 18ct. White or Ivory Lace Needlework Bookmark by Charles Craft

FLOSS

Cotton embroidery floss by DMC® (one skein of each)

DESIGN SIZE

14ct. = 2¹/₈" x 7¹/₄" (5.4cm x 18.4cm)

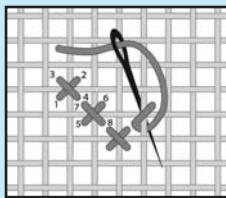
18ct. = 1⁵/₈" x 5⁵/₈" (4.1cm x 14.3cm)

GENERAL INSTRUCTIONS

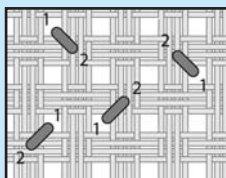
Center the design and begin stitching. Work cross-stitches, quarter stitches, and French knots with two strands of cotton embroidery floss. Use one strand of cotton embroidery floss to work backstitches. Use a pressing cloth to carefully iron the needlework from the back before finishing.

FINISHING INSTRUCTIONS

If the design was stitched on 14ct. aida, trim the fabric to within three unstitched squares on all sides. Pull out the three rows of thread from each side to create fringed edges. Trim the fringe if needed.

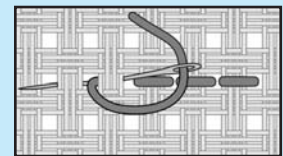



Cross-Stitch

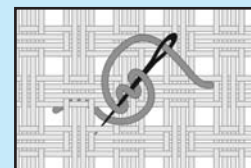


Quarter Stitch


STITCHES USED



Backstitch



French Knot



CROSS-STITCH

DMC	COLOR
White	White
321	Christmas Red
519	Sky Blue
666	Bright Christmas Red
742	Light Tangerine
743	Medium Yellow
775	Very Light Baby Blue
824	Very Dark Blue
826	Medium Blue
828	Ultra Very Light Blue
907	Light Parrot Green

FRENCH KNOT

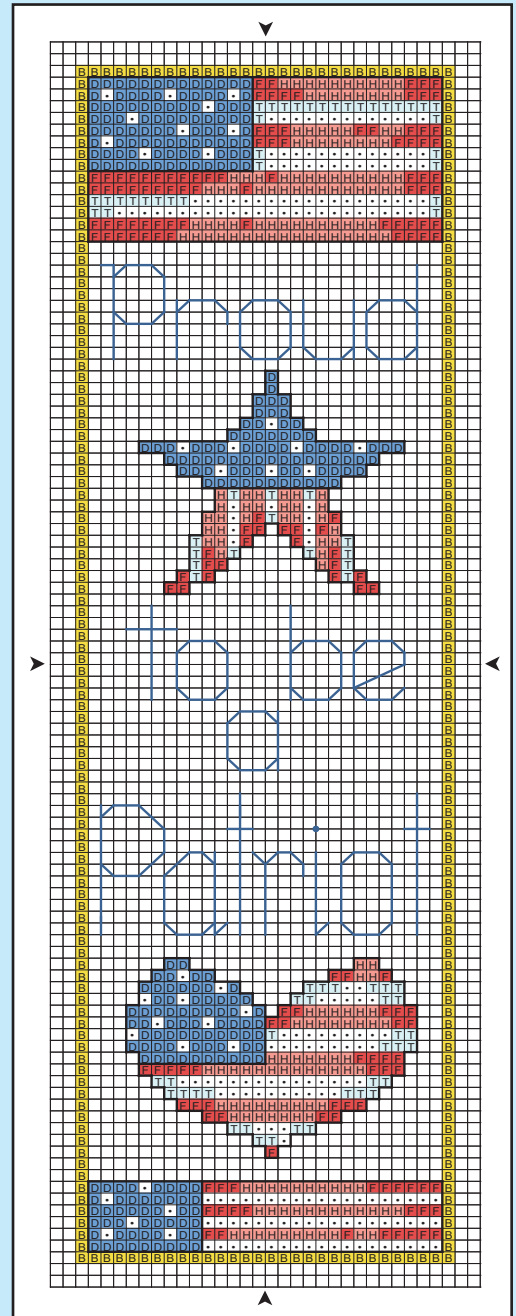
DMC	COLOR
824	Very Dark Blue

BACKSTITCH

DMC	COLOR
321	Christmas Red
742	Light Tangerine
824	Very Dark Blue
907	Light Parrot Green
3371	Black Brown

Note:

Not all colors are used in both designs.



SUGGESTED MATERIALS

14ct. White Aida by Charles Craft
Herrschners Item #: ID121436-6750

18ct. Lace Needlework Bookmark by Charles Craft
Herrschners Item #: ID120774-6750

DMC® 6-Strand Embroidery Floss
Herrschners Item #: ID700117