

# It Takes a Special Man

*Show him you care with this heartfelt cross-stitch design!*



## FABRIC

One 15" x 16"  
(38.1cm x 40.6cm) piece  
of 14ct. Ivory Aida by  
Charles Craft

## FLOSS

Cotton embroidery floss  
by DMC® (one skein of  
each color)

## STITCH COUNT

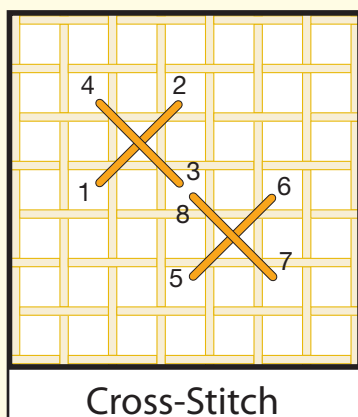
109w x 112h

## DESIGN SIZE

14ct. = 7<sup>3</sup>/<sub>4</sub>" x 8"  
(19.7cm x 20.3cm)

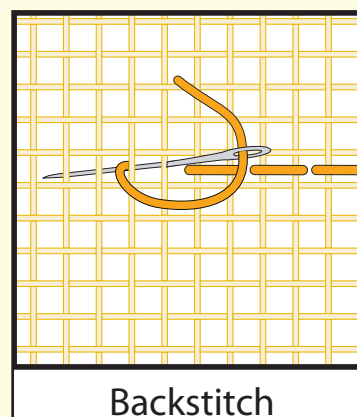
## GENERAL INSTRUCTIONS

Center the design and begin stitching. Work cross-stitches with two strands of cotton embroidery floss. Use one strand of cotton embroidery floss to work backstitches. Use a pressing cloth to carefully iron the needlework from the back before framing.

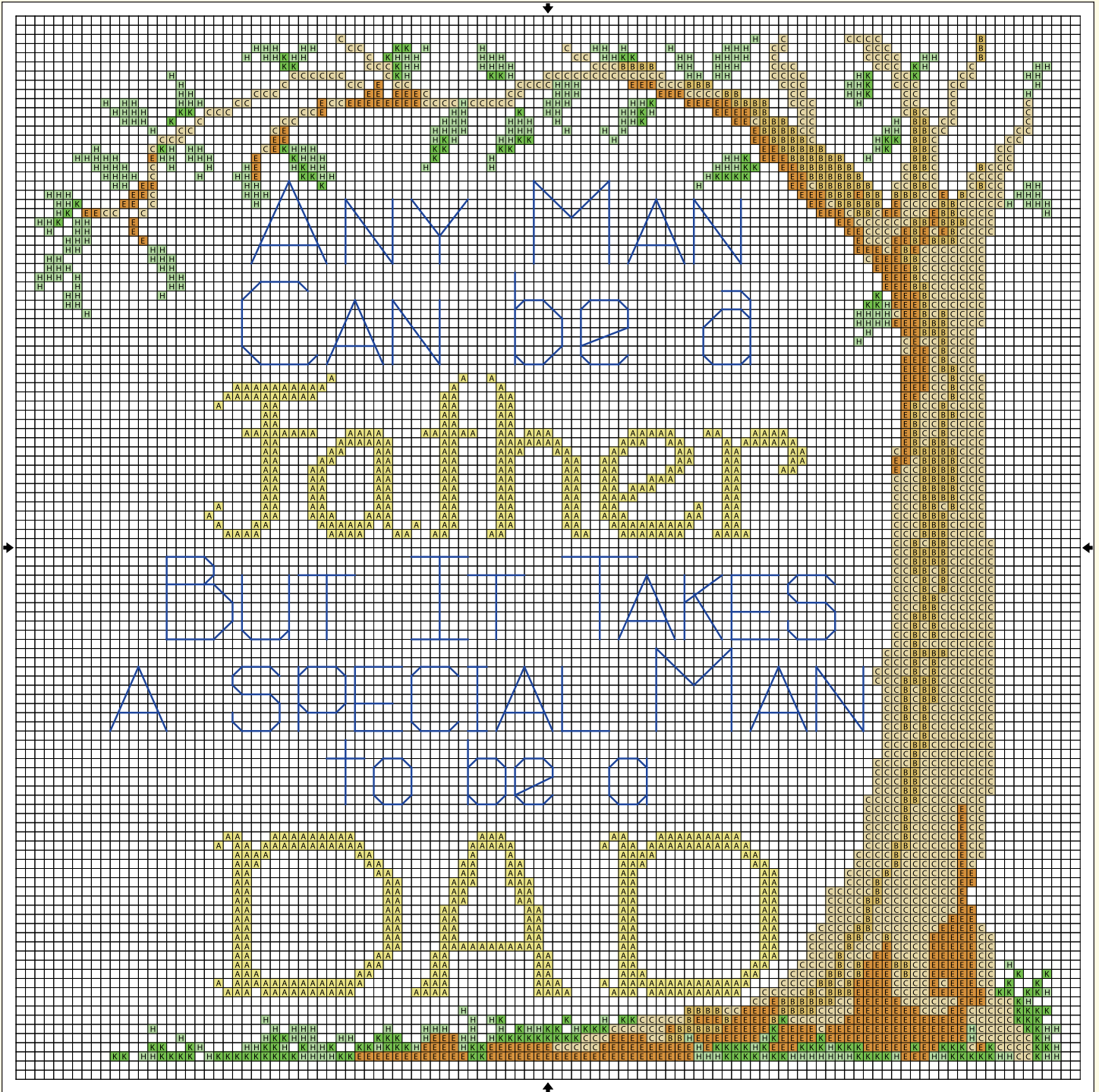


Cross-Stitch

## STITCHES USED



Backstitch



CROSS-STITCH

- | DMC  | COLOR   |
|------|---|
| 300  | <span style="border: 1px solid black; padding: 0 2px;">E</span> Very Dark Mahogany  |
| 420  | <span style="border: 1px solid black; padding: 0 2px;">B</span> Dark Hazelnut Brown |
| 434  | <span style="border: 1px solid black; padding: 0 2px;">C</span> Light Brown         |
| 905  | <span style="border: 1px solid black; padding: 0 2px;">K</span> Dark Parrot Green   |
| 907  | <span style="border: 1px solid black; padding: 0 2px;">H</span> Light Parrot Green  |
| 3821 | <span style="border: 1px solid black; padding: 0 2px;">A</span> Straw               |

BACKSTITCH

- | DMC | COLOR  |
|-----|--|
| 932 | <span style="color: blue;">—</span> Light Antique Blue |

**SUGGESTED MATERIALS**

**14ct. Ivory Aida by Charles Craft**  
Herrschners Item #: ID121436-4290

**DMC® 6-Strand Embroidery Floss**

Herrschners Item #: ID700117

**8" x 8" Gold Frame**

Herrschners Item #: ID161362